

IAB Agenda

- **Opening Remarks** (*Tim Baldrige, NASA and Randy Vanderhoof, SCA*)
- **Insight on HSPD-12** (*Carol Bales, OMB*)
- **Identity Management Task Force Report** (*Duane Blackman, OSTP EOC*)
- **Federal Emergency Response Officials Linkage to HSPD-12** (*Craig Wilson Don Grant/Chris Geldart, FEMA*)
- **Electronic Submission of Fingerprints to OPM from GSA SSA Enrollment Infrastructure** (*Steve Duncan/David Temoshok, GSA*)
- **Briefing on PLAID (Protocol for Lightweight Authentication of Identity)** (*Terry Schwarzhoff/Graeme Freedman*)
- **HSPD-12 Select Agency Implementation Overview**
 - **GSA SSP Serving 70 Agencies** (*Mike Butler, GSA*)
 - **NASA** (*Tim Baldrige, NASA*)
- **Closing Remarks** (*Tim Baldrige, NASA*)

**GSA HSPD-12 Shared Service:
OPM FTS Interface for Fingerprint File Transactions**

***David Temoshok
Director, Identity Policy and Management
GSA Office of Governmentwide Policy***

***Steve Duncan
Program Manager, US Access Program
GSA Federal Acquisition Service***

**IAB Meeting
October 22, 2008**



USAccess Program Objectives/Requirements for Fingerprint File Transactions

- Capture all fingerprints for PIV via live scan equipment during PIV enrollment encounter
- Transmit complete enrollment records, including FPs, to IDMS
- No local storage of enrollment data
- 10-print and FP minutiae templates are stored in IDMS
- Transmit all fingerprints to OPM as EFTS transactions from IDMS thru VPN – VPN connection
- Provide functionality for adjudicator role in PIV system– OPM code validation, criminal history/NACI adjudication
- No PIV specific requirements on Agency or FBI, other than new adjudicator role functions
- Use only GSA FIPS 201 Approved Product List equipment
- Serve as model for enrollment shared service provider and centralized EFTS transmissions to OPM



OPM System Requirements

- EFTS, VPN interface, System security requirements
- OPM requires that each EFTS file includes the unique codes for:
 - SON: Submitting Office Number used to identify the office submitting the investigative request
 - SOI: Security Office Identifier used to identify the office who adjudicates the results of investigation and receives the investigative results
 - OPAC/ALC: Online Payment and Accounting/Collection/Agency Locator Codes (OPAC) assigned by Department of Treasury for the electronic exchange of funds between government agencies
- OPM validates all agency codes and maintains this data in OPM PIPS
- Discrepant data must be corrected by Agency
- EFTS transactions with discrepant codes/data will be rejected by OPM

USAccess Special System Requirements for EFTS



- Include SOI, SON, and OPAC/ALC codes in IDMS records and EFTS files
 - Systems requirement for agency-specific drop-down box with validated agency codes
- Add OCA field to IDMS records (OPM Original Case Number) and EFTS files for reprints
- Establish and maintain separate test (staging) and production environments for OPM interface
- Comply with all OPM EFTS, VPN interface, and system security and testing requirements
- Issue USAccess Program documents for (reference implementation):
 - SIP – OPM FTS Interface Specification
 - SIP – OPM FTS Interface Test Plan
 - DOE Pilot Action Plan

SON, SOI, OPAC-ALC Validation



SON Length = 4 Characters Alphanumeric	SOI Length = 4 Characters Alphanumeric	OPAC-ALC Length = 8 Characters Alphanumeric	Primary Contact: Phone: e-mail:	Secondary Contact: Phone: e-mail:
AB12	123A	87654321	Agency Contact1 202-208-7655 AG1@mso.gov	Agency Contact2 202-208-7655 AG2@mso.gov
AB12	456B	87654321		
AB23	456B	98765432		

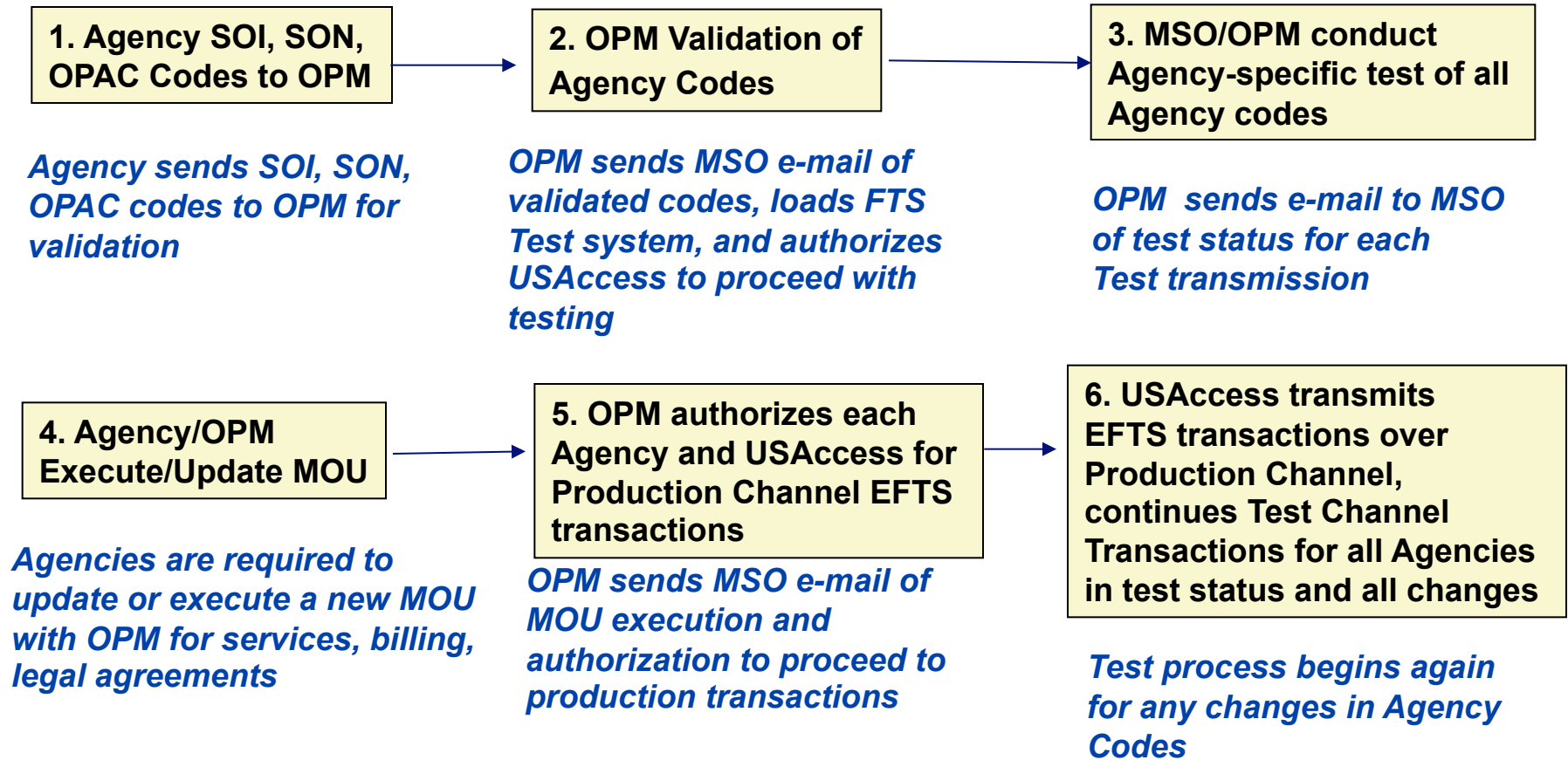
Submitting Office Number (SON)
Security Office Identifier (SOI)
Online Payment and Collection System – Agency Location Code (OPAC-ALC)

SIP to OPM Interface – Adjudication

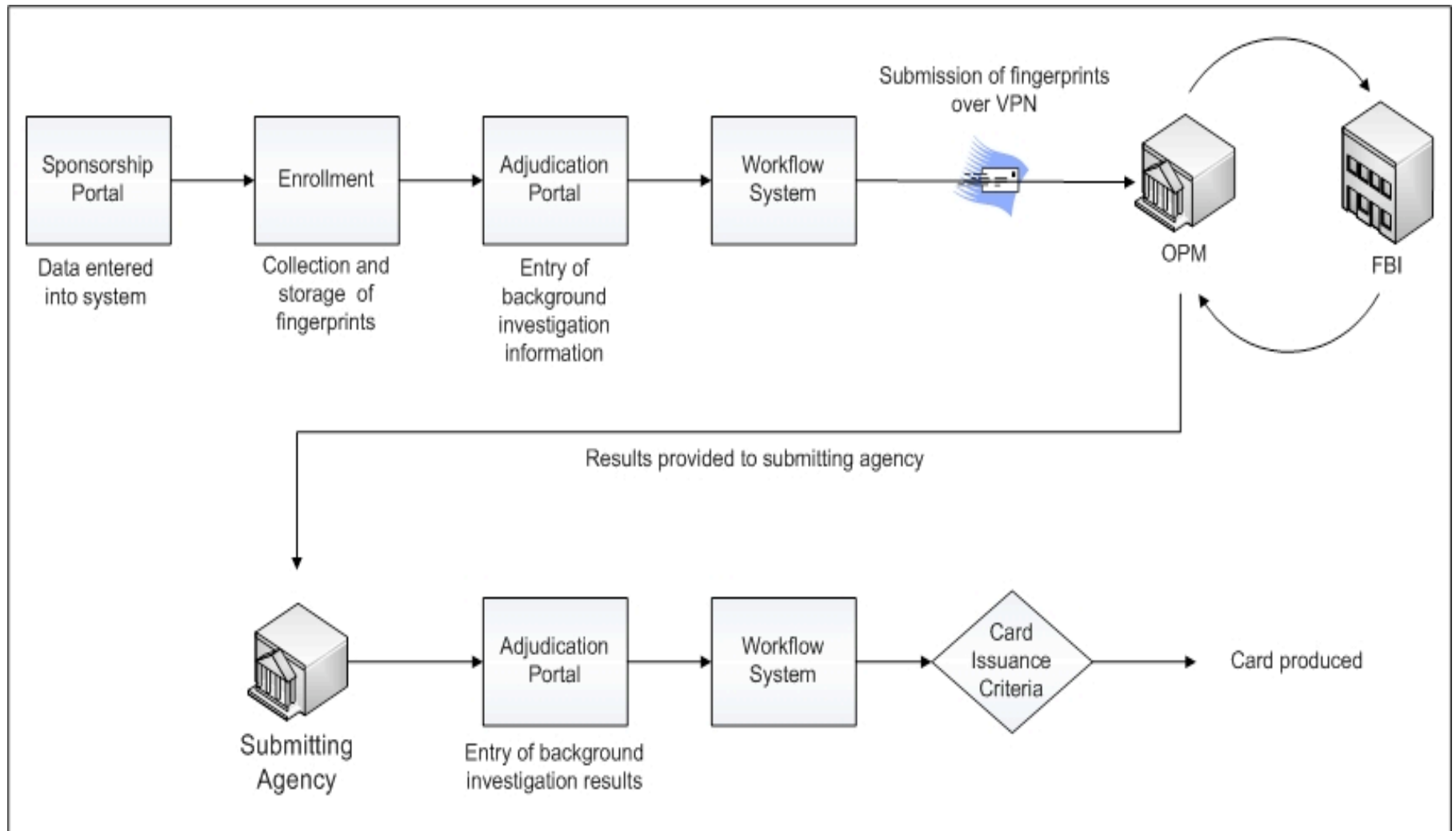


- ◆ General information presented to Adjudicator – Name, SSN, etc
- ◆ Drop down list of approved SOI/SON/OPAC codes
- ◆ Case number information available for re-submission capability
- ◆ Same interface used for recording results once investigation is complete

USAccess – OPM EFTS Transaction Testing Process Flow



SIP to OPM Interface – Process Flow



SIP to OPM Interface – Sponsorship



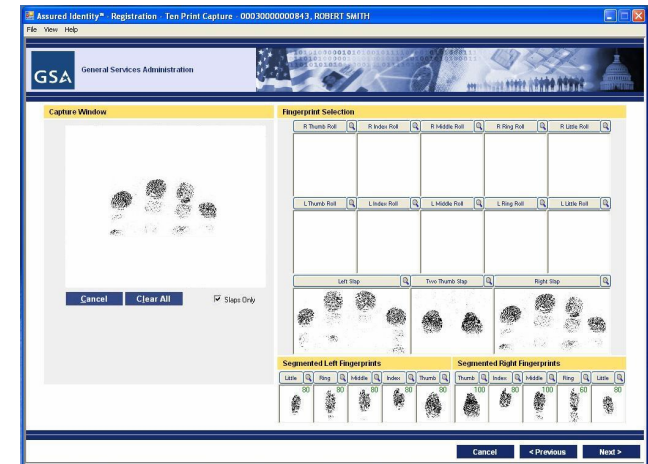
- ◆ Initial entry into the USAccess system
- ◆ Biographic data collection required for background investigation
- ◆ Dynamic interface based on agency affiliation
- ◆ Additional on-boarding capabilities for OPM related information
 - SIP web service interface
 - SIP bulk load

A screenshot of the USAccess system interface. The header shows the GSA logo and 'General Services Administration'. Below the header, there is a yellow bar with the text 'Edit Applicant' and a user ID '4700100000001@fedidcard.gov (Adjudicator, Sponsor, System Security Officer) Logout'. The main content area is a form titled 'Biographic Data' with a sidebar menu containing 'Biographic Data', 'Address Data', 'Alias Information', and 'Save'. The form fields include: First Name (TEST), Middle Name (M), Last Name (CERTIFYONE), Suffix, Preferred Name, Birth Date (01/01/1918), Social Security No. (000000-1111), Ethnicity (WHITE), Citizenship (UNITED STATES), Citizenship Status (US CITIZEN), Personal Home Email (CERTIFYONE@TEST.GOV), Other Email, Home Phone, and Cell Phone. There are 'Next' and 'Cancel' buttons at the bottom right. At the bottom left, it says 'Change Password?' and 'Version 1.0.0.50'. At the bottom right, it says 'Copyright © 2007 EDS. All rights reserved.'

SIP to OPM Interface – Enrollment



- ◆ Single standard enrollment process used for all agencies
- ◆ Enrollment includes simple standardized process for fingerprint capture, enabling:
 - Construction of EFTS for OPM submission
 - INCITS 378 template generation for card
 - 1:n biometric duplicate check within USAccess
 - Storage in IDMS for future agency use



SIP to OPM Interface - Challenges



- ◆ Handling submission for multiple agencies
- ◆ Approval of SOI/SON/OPAC codes per agency
- ◆ Integrated testing with OPM through various environments
 - Development
 - Initial dial-up testing with hundreds of files
 - EFTS file compliance
 - Test – Use case confirmation
 - Staging – Final test before movement to Production
 - Production
 - Pilot implementation with select agency
 - Phased implementation of additional agencies
- ◆ Maintaining Test and Production transmissions for all agencies

HSPD-12 Federal Shared Enrollment Service

